

HÄFELE

Let's
Reimagine


TM

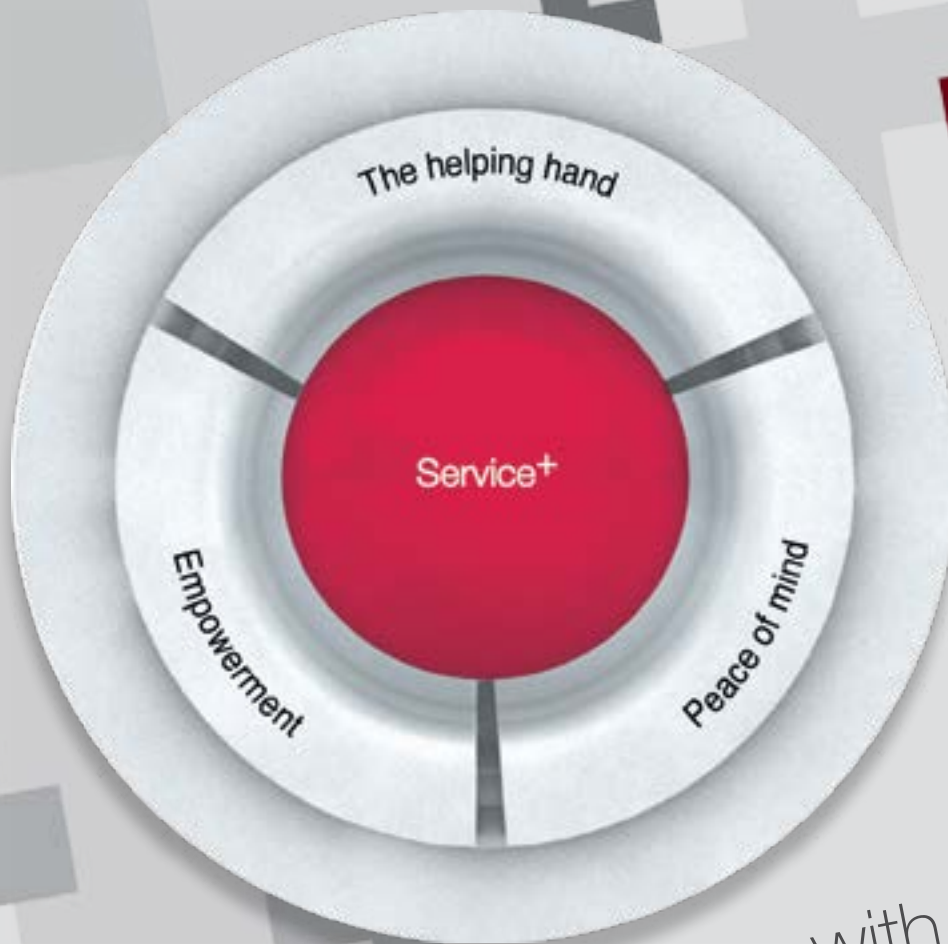


www.hafeleindia.com

SLIDING

SLIDING SOLUTIONS





Experience More with **Service+**

Our customers' working environment is becoming increasingly complex and their market is becoming ever more demanding. This drives our motivation to do everything in our power to help our customers be successful. And to demonstrate that Häfele is the right partner in these challenging times, we want to accompany our customers throughout their entire business process and give them added strength in every phase of their business. We don't just want to sell our products, we also want to provide the highest level of service.

We have now divided our services into two categories: **Standard Services** which we provide to our customers as a matter of course when they choose our products. For example, a high availability of our goods and punctual delivery. And then there is **Service+** which constitutes of services that give our customers considerable added value in terms of building expertise, increasing productivity or providing individual customised solutions. These services require a considerable amount of time and effort to develop and implement and are designed to enable our customers to regard them as worthwhile investments.

The aim is to create solid long-term foundations for our comprehensive service promise and to make Häfele an indispensable partner for our customers. The focus here lies not so much on us and on what we do – but rather, on the benefits derived by our customers. We want to **empower** them with opportunities to develop and expand their skills – both as masters of their trade and as entrepreneurs. We want to support them in the planning and realisation of their projects and relieve them of as much work as possible, thereby providing them with a **helping hand** to use their most valuable resource – time – as efficiently as possible. And we aim to give our customers **peace of mind** and the assurance that even after the end of a successful project completion, we will continue to be there for them as a reliable partner, shouldering responsibility.



HAFELE



The Pillars of
Service+

In order to support you as comprehensively as possible, we have assigned the Plus Services to individual stages of your work process in a total of four themed pillars. We start with the transfer of knowledge and accompany you via planning and production to installation and maintenance.



Empowering customers with
Service+ Knowledge

Includes service offerings that provide inspiration and expertise to our customers about the Häfele product range. Through these, we enable our customers to use Häfele products profitably and at the same time remain at the cutting edge of technological development. One example of this is the Häfele Academy, which imparts knowledge about complex products and new technologies to our customers via seminars and trainings.

Providing a helping hand to customers with
Service+ Planning & Customised

Includes service offerings like space, design planning and customisations that make life easier for our customers and support their design vision. An example of this is Häfele's Lighting Design Service which helps our customers curate a lighting plan, following a customised approach, that enhances and brings out the true functionality of any interior space as per requirement.



Lending a "Peach-of-mind" experience through
Service+ Assist

Includes service offerings that provide support and assistance to our customers, whether digitally or on site. An example of this is the complete assembly and installation service for more complex and maintenance-intensive products done by our Meister certified and trained technicians.

Meister Service



Bought products from Häfele and got questions about how to use them correctly? Do you require technical support? Our competent technicians would be pleased to help you out with the help of Meister Service.

Meister Service offers complete installation of key hardware products from Häfele, by 'Meister Certified' and trained service technicians from the company directly, at a nominal service charge. This service is available for select products from categories like Kitchen Solutions, Sliding Solutions, Door Hardware, Furniture Fittings and Lighting Solutions.

Key benefits of this initiative:

- Accurate installation of products as per standards and specifications
- Optimum functionality through accurate installations
- Less hassles of product replacements
- A peace-of-mind experience for customers using Häfele products



To learn more about Meister Service please contact our team by scanning this QR code or call us at +91 1800 266 6667



ALUFLEX 80B Sliding System

Häfele's Sliding Systems have become synonymous with maximum functionality and minimal effort. Constant innovation over the years has enabled us to introduce new and improved fittings that boast of commendable quality, durable build and expert craftsmanship. It is hence no wonder that the new Aluflex 80B from Häfele's Slido Range, ranks high on functionality, versatility, design and application.

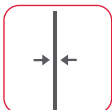
From offering an elegant access to your walk-in wardrobe set-up to functioning as a captivating partition system between living areas or in commercial spaces, the patented Aluflex 80B aluminium profiled system provides a mesmerising floor to ceiling sliding solution. It can easily support panel weights up to 80 kg and comes with an integrated double-sided soft closing mechanism. Different panel design and material possibilities combined with the attractive anodized black finish of the profiles and tracks helps exude style and sophistication in your surroundings as well as add character and dimension to your interiors.



FEATURES



Heavy Weight Doors: The Aluflex Sliding System consists of a bottom track that sustains the door weight and provides additional guidance during the sliding operation. Certified with a cycle testing of 40,000 cycles, this durable system easily carries panel weights up to 80 kg.



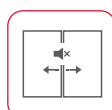
Minimal Design: The horizontal and vertical profiles provided with the Aluflex system are extremely slim, promising minimal design with functional efficiency.



Easy Adjustments: The height of the door can be easily adjusted through the centre drilled hole at the bottom portion of the vertical profile via an Allen key.



Versatile Applications: With Aluflex, you can choose wooden panels for privacy, glass panels for complete openness and transparency or a mix of patterned glass and wood to achieve a truly unique look customized by you.



Soft Opening and Closing: The patented double-sided soft closing mechanism is a part of the Aluflex 80B System kit and ensures smooth and silent opening and closing on both sides.



PRODUCT SPECIFICATIONS

- Robust Aluminium profile system
- CATAS® Certified – 40,000 cycle tested
- Smooth and effortless sliding doors
- High weight-bearing rollers
- Integrated and concealed soft opening and closing
- Easy installation



Aluflex 80B Double Door Sliding Kit consists of the following components:

Article No.: 400.50.110



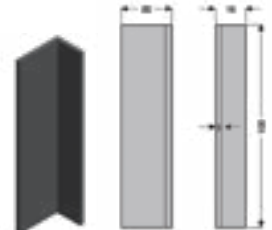
Top Roller Guide x 4
Material: Mild Steel and Rubber
Finish: Silver Anodized



Bottom Roller x 4
Material: Mild Steel and Plastic
Finish: Silver Anodized



Soft Closing Kit x 4
Consists of:
Soft Closing Mechanism x 4
Activator x 4
Installation Plates & Screws



Door Handle x 2
Material: Aluminium
Finish: Anodized Black
Details: To be stuck on the door with the help of the double sided tape provided



Aluflex 80B Profile Kit* consists of the following components:

Article No.: 401.30.950



Vertical Profile x 4
Material: Aluminium
Finish: Anodized Black
Length: 3000 mm



Upper and Lower Horizontal Profile x 2
Material: Aluminium
Finish: Anodized Black
Length: 3000 mm



Gasket for Glass x 6
Material: Plastic
Finish: Transparent



Two Door Bottom Track with Double Sided Tape x 1
Material: Aluminium
Finish: Anodized Black
Length: 3000 mm



Two Door Top Track x 1
Material: Aluminium
Finish: Anodized Black
Length: 3000 mm

Cross Profile Kit for Divided Panels (for 2 door system)*:

Article No.: 401.30.951

Cross Profile x 1
Material: Aluminium
Finish: Anodized Black
Length: 3000 mm
Supplied with 8 cross profile mounting inserts



(Optional)
*One Cross Profile kit to be ordered for a 2 door system

*Self Adhesive Brush seal of 3000mm will be provided with this kit.

ALUFLEX 60T Sliding System

Profiled partitions in the form of sliding doors are the amalgamation of functionality and sophistication in any interior space. They not only help achieve a clean immaculate appearance for floor to ceiling partitions but also impart elegance to the entrance of your walk in wardrobes.

Häfele's Aluflex Range introduces yet another solution in the form of Aluflex 60T, which is an aluminum profiled system with numerous panel design and material application possibilities. True to its name, it provides tremendous flexibility with respect to design, allowing you to experiment with wood or glass (clear/patterned) door panels. Catering to door weight of up to 60 kg, the uniqueness of Aluflex 60T lies in its patented mechanism. The sliding system comes with a top roller mechanism that

sustains the entire weight of the door, negating the need for any bottom track installation thus leaving the floor space completely unobstructed and clear. The integrated double sided soft closing mechanism of Aluflex 60T enables smooth and quiet operations while opening and closing the doors on either side.

In terms of installation and assembly, Aluflex 60T has an uncomplicated assembly process, and any post installation adjustments can be simply done with the help of an allen key through minimal drillings in the profiles. The attractive Anodized Black finish of the profiles and tracks exudes style and sophistication as well as adds character and dimension to your interiors.



FEATURES



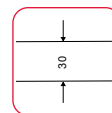
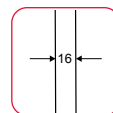
Double sided Soft Closing Mechanism: Aluflex 60 T comes with double sided soft closing mechanism, thus enabling soft opening and closing movement on both sides of the door.



Versatile Applications: You can make all your design visions come true with Aluflex as it allows you to work with glass, wood or both (in multi panel designs).



No Bottom Track: The Aluflex 60 T system operates only on the top roller and track, thus negating the need for a bottom track. This results in clear, unobstructed floor space at the threshold.



Minimal Design: The horizontal and vertical profiles provided with the Aluflex sliding system are extremely slim, promising functional efficiency with minimal design.



Easy Adjustments: The height of the door can be easily adjusted through the centre screw located on the top roller via a screw driver.

2 YEARS
Warranty





Aluflex 60T Double Door Kit consists of following components:

Article No.: 400.50.208



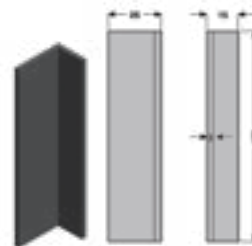
Top Roller Guide x 4
Material: Material: Plastic and Delrin
Finish: Grey



Soft Closing Mechanism Kit x 4
Material: Plastic and Zamak
Finish: Grey



Top & Bottom Cover Caps x 4
Material (Top): Aluminium
Material (Bottom): Plastic
Finish: Black



Door Handle x 2
Material: Aluminium
Finish: Anodized Black
Details: To be stuck on the door with the help of the double sided tape provided



Profile Connectors x 4
Material: Zamak
Finish: Grey



Bottom Guide x 2
Material: Mild Steel and Rubber
Finish: Grey



Aluflex 60T Profile Kit* consists of the following components:

Article No.: 401.50.952



Two Door Top Track x 1
Material: Aluminium
Finish: Anodized Black
Length: 3000 mm



Vertical Profile x 4
Material: Aluminium
Finish: Anodized Black
Length: 3000 mm



Horizontal Profile x 2
Material: Aluminium
Finish: Anodized Black
Length: 3000 mm



Gasket for Glass x 6
Material: Plastic
Finish: Transparent
Length: 3000 mm

Note: A Self Adhesive Brush Seal of 3000mm will be provided with this kit.*

Cross Profile Kit for Divided Panels (for 2 door system)*

Article No.: 401.30.951 (Optional)

Cross Profile x 1
Material: Aluminium
Finish: Anodized Black
Length: 3000 mm
Supplied with 8 cross profile mounting inserts

*One Cross Profile kit to be ordered for a 2 door system



SLIDO F-LINE18 50A Sliding System

Häfele's SLIDO range provides an array of wardrobe sliding solutions that offer limitless design potential for homes through varied installation possibilities, material options, finishes, patterns and motion technologies.

Häfele introduces a new addition to this range- SLIDO F-Line18 50A, an Infront wooden sliding wardrobe system for two door panels with soft opening and closing on both sides. The system and

its elements are manufactured in a way that they allow flexibility in various installation possibilities based on the amount of space available or the look desired. The concealed and surface-mounted tracks, ingenious roller adaptability and easy to assemble component design guarantee a flawless experience from installation to operation and beyond.



FEATURES

- Bottom and top rollers for stable and effortless movement
- Comes with integrated soft opening and closing mechanism
- Concealed and surface mounted tracks available
- Reversible rollers that can either be installed on the surface of the door panel or in a groove in the door panel thickness depending on the requirement
- Effortless height adjustment with the help of Allen key



The Slido F-Line18 50A Roller Kit consists of:
Article No.: 401.30.016



Rollers



Soft closing mechanism



End caps



Fixing Materials

- Rollers x 8
- Soft closing mechanism x 4
- End caps for concealed track installation x 8
- Fixing Materials (Allen keys - 4 mm and 2.5 mm, Screws for rollers and end caps)



Concealed top and bottom tracks
Article No.: 401.30.609



Surface mounted top track
Article No.: 401.30.611



Surface mounted bottom track
Article No.: 401.30.614

**Track to be ordered separately*

SLIDO F-LINE42 Wardrobe Sliding Systems

Häfele introduces the new SLIDO F-line42 wardrobe systems, that are vorfront sliding systems which provide double sided soft closing and opening feature. The two systems, SLIDO F-line42 50B (for wooden doors) and SLIDO F-line42 50C (for glass doors with aluminium profiles) are Häfele's in house manufactured and designed systems. One of their kind, these systems are

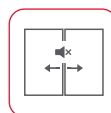
the finest examples of class and sophistication that provide ease of installation and maintenance. Equipped with rollers at the top and bottom, they are sturdier than similar systems in the market. The new improved Smuso damper technology lets you experience the smoothest and softest movement with every slide.



FEATURES



Versatile Applications: The new SLIDO F-line42 systems are available for wooden and aluminium framed doors consisting of two panels catering to a diverse range of applications and requirements.



Soft Opening and Closing: The new wardrobe sliding systems come with Smuso technology that facilitates soft and silent opening and closing of doors on both sides.



Easy Installation: The construction of the bottom track in the system is unique as it aligns with the edge of the bottom panel making carcass construction easier.



Anti-derailment Mechanism: The anti-derailing clips on the rollers of these systems help secure the door to the track after installation and prevent it from dislodging during operation.

PRODUCT SPECIFICATIONS


- Vorfront wardrobe sliding system for wooden doors and glass doors with aluminium profiles
- Soft closing and opening due to new improved Smuso damper technology
- Easy installation and maintenance

COMING
SOON

SLIDO F-LINE42 50B SLIDING SYSTEM FOR WOODEN DOORS



SLIDO F-LINE42 50C SLIDING SYSTEM FOR GLASS DOORS WITH ALUMINIUM PROFILES Article No.: 400.52.005



Design Duo 80 with Wave sensor



PRODUCT SPECIFICATIONS

- High load capacity up to 80 kg
- More than one adjustment
- Door thickness 28mm & 38mm
- Top roller with integrated anti derailing system inside the lower slide
- Provides easy way to mount heavy doors onto the furniture with just a clack
- Adjustment: +3mm/-3mm (vertical adjustment)
- Soft opening and closing for all doors in both 2 door and 3 door configuration

BOM LIST

Description	Article No.
Classic Duo 80 VF for 2 Doors of Thickness 28 mm with 3 m Track	409.36.006
Classic Duo 80 VF for 3 Doors of Thickness 28 mm with 3 m Track	409.36.007
Classic Duo 80 VF for 2 Doors of Thickness 38 mm with 3 m Track	409.36.008
Classic Duo 80 VF for 3 Doors of Thickness 38 mm with 3 m Track	409.36.009

E-Drive

Smooth and effortless sliding of doors is now made possible by the new E-Drive (electric drive) from Häfele. E-Drive is an electro-mechanical drive for two and three-leaf sliding doors running in front of the cabinet. The drive can be retrofitted and operates without making a sound, allowing the door to open automatically with a gentle push. Häfele has equipped this elegant system with every imaginable convenience together with easy functionality which makes soft sliding an extraordinary experience.

E-Drive is ideal for use with Vorfront sliding fittings like Classic & Design Duo 80 VF, Classic & Design 60 VF. This exclusive product introduced to the Slido range of sliding hardware by Häfele represents reliability, excellent functionality, intelligent controls and is predestined for use in both residential and business areas.

- Suitable for : 2 & 3 doors (wood or aluminium frames)
- Functionality: Activation with push button or radio remote control
- Installation : Track for screw fixing to cabinet behind running track

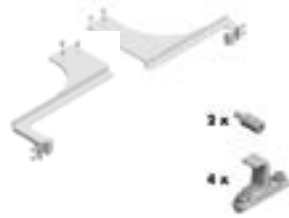


Motion transmission bar for E-Drive -Type A*

Article No.: 400.50.550

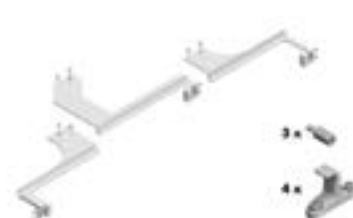
Motion transmission bar for E-Drive -Type B*

Article No.: 400.50.551



Kit of connector brackets for upper slide to E-Drive system (2 doors)

Article No.: 400.50.554



Kit of connector brackets for upper slide to E-Drive system (3 doors)

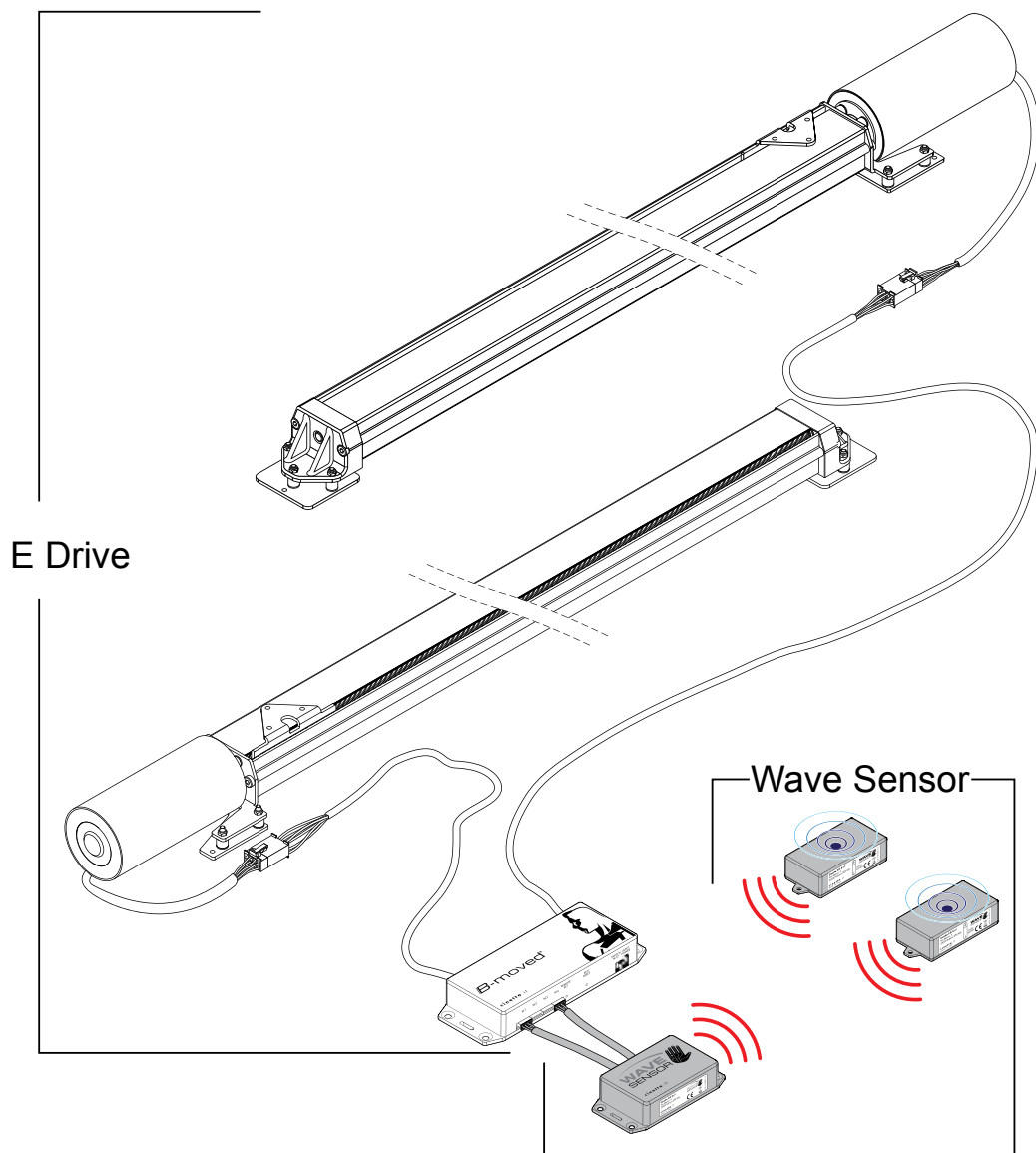
Article No.: 400.50.555



Profile for E-Drive

Article No.: 400.50.966

Wave Sensor (compatible with Duo 80 and 60 VF)



Description	Order Quantity for 2 door system	Article No.
E-Drive Wave Sensor - Receiver	1	400.50.486
E-Drive Wave Sensor - Cable	1	400.50.487
E-Drive Wave Sensor - Hand Movement	2	400.50.488

*Note: For 3 door ordering details, please connect with the team

Slido D-Line11 160P with Double sided soft closing

To seamlessly partition your living space, or simply convert a whole area into two different sections, we use Sliding Door systems. Because of their adaptability, simplicity, and wide range of uses, it becomes essential to keep innovating & improving these systems.

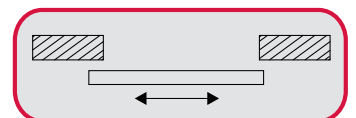
With innovation as our vision, Hafele presents to you SLIDO D-Line11 160P Sliding System which has a double-sided soft

close mechanism used mostly for wooden doors. With a weight carrying capacity of 160kg, this sliding system not only fulfills the need for a partition, but it only brings a classic touch to your space. With the bottom guide not in place, this sliding system not only beautifies the aesthetics of your room but also gives you seamless sliding.



FEATURES

- Straight sliding system for wooden doors
- Highly efficient double-sided soft close mechanism with fluid damper technology is embedded with the roller mechanism to facilitate smooth movement and soft closing of the door on both sides
- Rollers tested for 40000 cycles providing high durability and long-lasting functionality
- Tested with increased speed up to 0.4 m/s
- Low opening force for easy and convenient operation
- The adjustable bottom guide is used to provide perfect alignment to the door

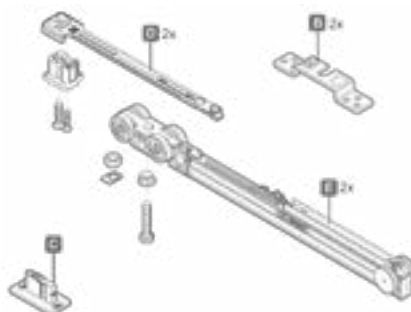


Straight Sliding System For
Wooden Doors with Double-
Sided Soft Close



Slido D-Line11 160P Sliding Door Kit:
Article No.: 941.62.018

- 2 Rollers with Soft Close Mechanism
- 2 Brackets
- 1 Bottom Guide
- 2 Adjustable Stoppers and activators
- Fixing Accessories



Aluminium Anodized Top Track:
Article No.: 940.43.932
Length: 3000 mm



**Mumbai Design Centre:**

Haji Moosa Patrawala Ind.(SOBO)
Estate, Near Famous Studio,
Mahalaxmi (West), Mumbai - 400 011
Tel.: 022 6264 7100.

Mumbai Design Centre:

#2 Filix Building, Opp. Asian Paints,
L.B.S. Marg, Bhandup (West),
Mumbai - 400 078
Tel.: 022 2596 9660/
2596 9787/2594 7305

New Delhi Office & Design Centre:

D-89 , 1st Floor, Okhla Phase-I,
New Delhi - 110 020
Tel.: 011-66574999
Fax: 011-41605482

Bangalore Office & Design Centre:

Incubex Nestavera Spaces Pvt Ltd,
No:13, Langford Place, Langford Road,
Shanti Nagar, Bangalore - 560 025
Tel.: 080 4132 6116
Fax: 080 4132 6226

Bangalore**Hafele Appliances Gallery:**

No. 2/1, Shiv Manor, Langford Road,
Shantinagar, Bangalore - 560027
Tel.: 080 - 4142 6336

Sri Lanka:**Hafele Office and Design Centre:**

52, Nandana Gardens
(On Duplication Road), Colombo 04.
Tel: +94 112 500 501
Fax: 0094 112 500 553

Hafele Design Centre:

448, Galle Road, Rawathawatta,
Moratuwa, Sri Lanka.
Tel.: +94 112 644 600

Hafele Design Centre:

752 Peradeniya Rd,
Kandy 20000, Sri Lanka.
Tel.: +94 812 223 338

Hyderabad Office & Design Centre:

SJR Building - # 1-57/89/1 & 1-57/89/2
Opp Allahabad Bank, Gachibowli,
Hyderabad – 500032
Tel.: 040 29557578 / 040 29557588

Kolkata Design Centre:

PS PACE, Premises No. 1/1A,
Mahendra Roy Lane, Topsia,
Kolkata - 700 046
Tel.: 033 40086814 / 033 40089268
Fax: 033 24988020

Kolkata Office:

Office No. 1001, PS Continental,
10th Floor, 83/2/1 Topsia Road,
Near Vishwakarma Building.
South Kolkata - 700046
Tel: 033-2285 0104 /
033-2285 0105 / 033-2285 0106

Chennai Office & Design Centre:

1st Floor No.24, College Road,
Nungambakkam, Chennai - 600 006
Tel.: 044 - 4215 1542
Fax: 044 2446 0922

Pune Design Centre:

Showroom No. 2, Ground Floor,
F P no. 403, A/2, ICC Trade Tower,
Senapati Bapat Marg,
Shivaji Nagar, Pune -411016
Tel.: 020 2563 3301
Fax: 020 2563 3302

Pune Office:

Office No. 12, Vastushree Complex,
Survey No.587,
Near Hyde Park, Gultekdi,
Market Yard, Pune - 411 037
Tel.: 020 2426 6264
Fax: 020 2426 6274

Ahmedabad Office:

Hafele India Pvt. Ltd., Office No. 302,
3rd Floor, Shangrila Arcade, Near
Shyamal Cross Road, Satellite,
Ahmedabad - 380015
Tel.: +91 79695 55505 / 8866220505

Cochin Office:

Jomer Symphony, 5th Floor, 48/1744
C34, Chalikkavattom, North Ponnuruni,
Vyttila, Cochin- 682010

Bangladesh Office:

2nd Floor, House - 181, Road - 2,
Mohakhali DOHS, Dhaka - 1206.
Tel.: 01844018431/ 01844018432/
01844018433/ 01844018437

Bangladesh Design Center:

House - 106, Road - 12,
Block - E, Banani, Dhaka - 1213
Tel.: 02-48810380-81

Nepal:

UHS Holdings Pvt. Ltd.
Kathmandu-2, Gairidhara Chowk, Nepal.
Mob.: +977 9802338800

Bhutan:**SMART HOMES**

Gr. Floor, Druk Building (Opp Helipad)
Babesa -Thimpu Expressway, Thimpu
Tel.: +975-2-333419
Mob.: +975-77277615, 17839717,
77114228,1760063,17669840

HÄFELE

Mumbai Corporate Office:

Office No. 3, Building "A", BETA,
I Think Techno Campus, Off J.V.L.R.,
Opp. Kanjurmarg East, Mumbai - 400 042.
Tel.: 022 6142 6100 • Fax: 022 6702 0531.

For Enquiries SMS "HAFELE" to 56070

Toll Free Customer Care: 1800 266 6667
Customer Care WhatsApp: +91 97691 11122
customer care@hafeleindia.com
info@hafeleindia.com

Follow us on

