

HÄFELE

Let's  
Reimagine™



www.hafeleindia.com

Digital Security Locks



# Hafele

## Reassuring Expertise



*“For almost 10 decades, we’ve been helping people make more of their homes.*

Established in Germany, and now operating worldwide, we specialise in the fittings, hardware and systems that improve the way your home works. So when you choose our products as part of your new or reformed home, you know you’re getting the benefit of extensive knowledge and decades of experience.

And we’re still a family business, owned and managed by family members who really care about the products and service we provide. You can rely on our commitment to the highest standards of quality and

reliability, founded on a long tradition of German engineering where attention to detail is second nature.

*All our home improvement ideas are built to last – day in, day out – we want you to get the very best from every corner of your home, for many years to come.”*

# Häfele

## Worldwide



With its origin in 1923 in a small town named 'Nagold' from the Swabian region of Germany that nurses a passion for hardware technology, it is no surprise that Häfele has lived up to its roots through a successful presence in the architectural and furniture hardware industry for over 9 decades now. Today, Häfele's worldwide penetration includes 38 subsidiaries across Europe, America, Asia, Australia and New Zealand. With these subsidiaries and numerous other sales organisations, Häfele operates in over 150 countries. The Häfele headquarters, 4 manufacturing units and 10 sales offices are located within Germany; while 1 manufacturing unit is located at Budapest, Hungary. The company also owns one of the largest and most sophisticated warehouses in its home country. The Häfele worldwide workforce is empowered by a base of over 8100 employees.

The group services over 150,000 customers across the globe through its extensive range of hardware products and a comprehensive logistics system. In addition to this, Häfele also provides consultative services to its customers, educating and advising them about buying the correct hardware as per their requirements. With this level of market penetration and ability to handle worldwide demand, it comes as no surprise that the company is an authority in the segment of home interior solutions; what is pleasantly surprising, though, is that in spite of its size, Häfele still remains a family owned and run business with a unique, friendly and value-centric work culture which is strongly followed among all its subsidiaries.

# Hafele India




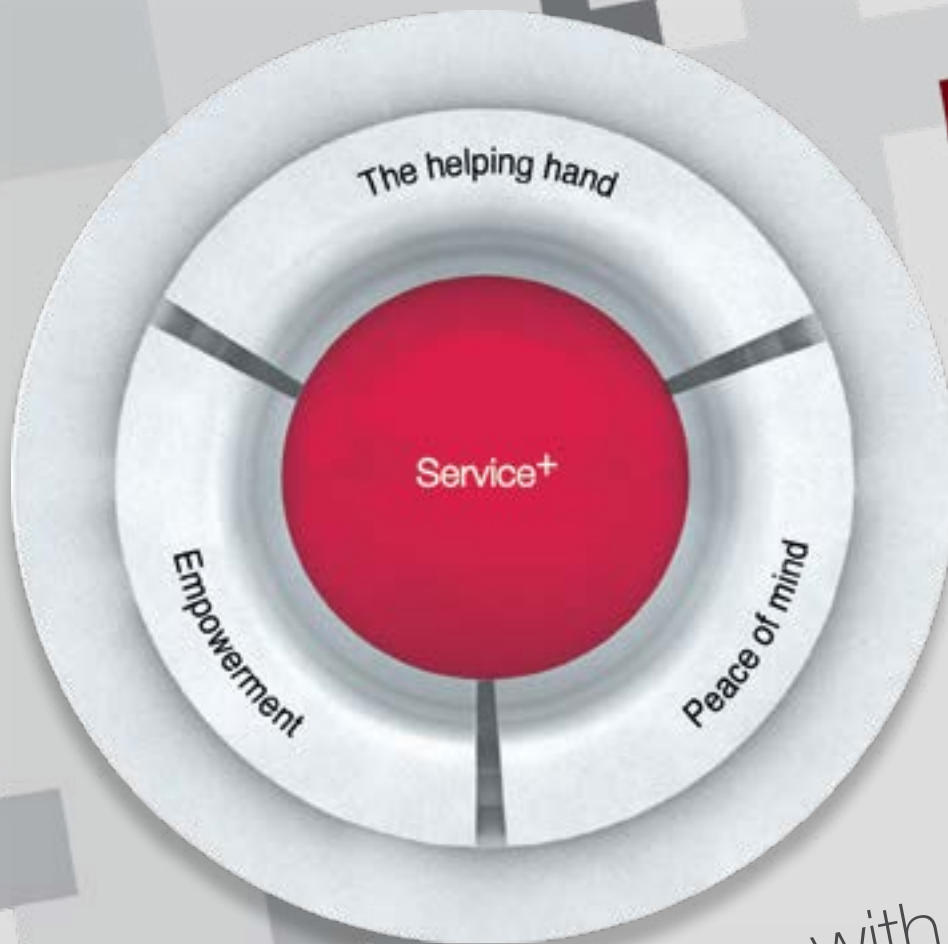
Häfele India is a wholly-owned subsidiary of the Häfele Global network and has been operating in India since 2003 under the leadership of Mr. Jürgen Wolf (Managing Director). The ability of the company to understand the diverse Indian market has made it an authority in the field of architectural hardware, furniture and kitchen fittings and accessories. The company also has a strong presence in synergized product categories namely Home Appliances, Furniture Lighting, Water Solutions and Surfaces catering to the focused demand from these industries.

The subsidiary has a strong nation-wide presence with offices in Mumbai, Pune, Ahmedabad, Bangalore, Chennai, Hyderabad, Delhi, Kolkata and Cochin. It has full-scale operations in Sri Lanka and Bangladesh with Regional offices and Design Showrooms in both the countries; and has also spread its operations to other regions of South Asia including Nepal, Bhutan and Maldives.

Häfele's design showrooms are hubs of international home interior trends and cutting edge designs presented in a world-class environment, where customers can see home solutions in their inherent applications. These showrooms function as a one-stop-shop for all home interior and improvement needs - from providing in-depth technical advice to kitchen and wardrobe designing services through a team of experts stationed at the showroom.

Häfele India services its customers with a base of over 1300 employees, a well-networked Franchise base of over 190 shops along with over 500 direct dealers and 90+ distributors who in turn cater to over 8000 satellite dealers. The subsidiary has a sophisticated Logistics centre in Mumbai along with distribution centres in Delhi, Bangalore, Kolkata and Colombo respectively.





## Experience More with **Service+**

Our customers' working environment is becoming increasingly complex and their market is becoming ever more demanding. This drives our motivation to do everything in our power to help our customers be successful. And to demonstrate that Häfele is the right partner in these challenging times, we want to accompany our customers throughout their entire business process and give them added strength in every phase of their business. We don't just want to sell our products, we also want to provide the highest level of service.

We have now divided our services into two categories: Standard Services which we provide to our customers as a matter of course when they choose our products. For example, a high availability of our goods and punctual delivery. And then there is Service+ which constitutes of services that give our customers considerable added value in terms of building expertise, increasing productivity or providing individual customised solutions. These services require a considerable amount of time and effort to develop and implement and are designed to enable our customers to regard them as worthwhile investments.

The aim is to create solid long-term foundations for our comprehensive service promise and to make Häfele an indispensable partner for our customers. The focus here lies not so much on us and on what we do – but rather, on the benefits derived by our customers. We want to empower them with opportunities to develop and expand their skills – both as masters of their trade and as entrepreneurs. We want to support them in the planning and realisation of their projects and relieve them of as much work as possible, thereby providing them with a helping hand to use their most valuable resource – time – as efficiently as possible. And we aim to give our customers peace of mind and the assurance that even after the end of a successful project completion, we will continue to be there for them as a reliable partner, shouldering responsibility.

The HAFELE logo is located in the top left corner of the image. It consists of the word "HAFELE" in a bold, sans-serif font, with a red triangle above the letter "A".

HAFELE

The background of the image features technical line drawings of HAFELE hardware components, including a door hinge and a handle, overlaid on a laptop screen. The laptop is open, and a person's hands are visible typing on the keyboard. A red geometric shape, resembling a stylized 'L' or a corner bracket, is superimposed over the image, framing the text and keyboard area.

# The Pillars of **Service+**

In order to support you as comprehensively as possible, we have assigned the Plus Services to individual stages of your work process in a total of four themed pillars. We start with the transfer of knowledge and accompany you via planning and production to installation and maintenance.





Empowering customers with  
**Service+ Knowledge**

---

Includes service offerings that provide inspiration and expertise to our customers about the Häfele product range. Through these, we enable our customers to use Häfele products profitably and at the same time remain at the cutting edge of technological development. One example of this is the Häfele Academy, which imparts knowledge about complex products and new technologies to our customers via seminars and trainings.

Providing a helping hand to customers with  
**Service+ Planning & Customised**

---

Includes service offerings like space, design planning and customisations that make life easier for our customers and support their design vision. An example of this is Häfele's Lighting Design Service which helps our customers curate a lighting plan, following a customised approach, that enhances and brings out the true functionality of the interior space as per requirement.



Lending a "Peach-of-mind" experience through  
**Service+ Assist**

---

Includes service offerings that provide support and assistance to our customers, whether digitally or on site. An example of this is the complete assembly and installation service for more complex and maintenance-intensive products done by our Meister certified and trained technicians.

# Meister Service



Bought products from Häfele and got questions about how to use them correctly? Do you require technical support? Our competent technicians would be pleased to help you out with the help of Meister Service.

Meister Service offers complete installation of key hardware products from Häfele, by 'Meister Certified' and trained service technicians from the company directly, at a nominal service charge. This service is available for select products from categories like Kitchen Solutions, Sliding Solutions, Door Hardware, Furniture Fittings and Lighting Solutions.

Key benefits of this initiative:

- Accurate installation of products as per standards and specifications
- Optimum functionality through accurate installations
- Less hassles of product replacements
- A peace-of-mind experience for customers using Häfele products



To learn more about Meister Service please contact our team by scanning this QR code or call us at +91 1800 266 6667

# Back to the Future...

One area that has seen a major evolution over the last 10 decades is 'home security'. In ancient times people kept their doors open and the intangible 'neighbourly trust' was enough security for their homes. But with migration of people from one land to another, suspicious strangers gradually replaced friendly neighbours and tangible security replaced neighbourly trust. People wanted to keep strangers out of their homes and they did this with the help of a key...

Over the years, evolution in living patterns has demanded more from the traditional key than mere home security. Today, people want smarter and convenient options to manage the access to their homes - the question is no longer about who stays out of the house but who can be let in. We are moving towards 'a future' where the inadequate key will hold little importance in front of integrated digital access control systems that provide more security, more convenience and smarter lifestyles.

## #CanAkey...?



Allow remote access?



Manage selective access?



Smile its way to opening a lock?



Raise alarms during break-ins?



Tell who tried to break into your home?



Be trusted?

Like in ancient times, people are moving 'back' to intangible ways of securing homes - earlier it was by trusting 'neighbours' who you knew would never break-in to your homes; and today it is by trusting 'digital technology' that can help you manage the access to your home. We are moving towards 'a future' where the inadequate key will hold little importance in front of integrated digital access control systems that provide more security, more convenience and smarter lifestyles.

# It's time to 'REinvent Access' . . .

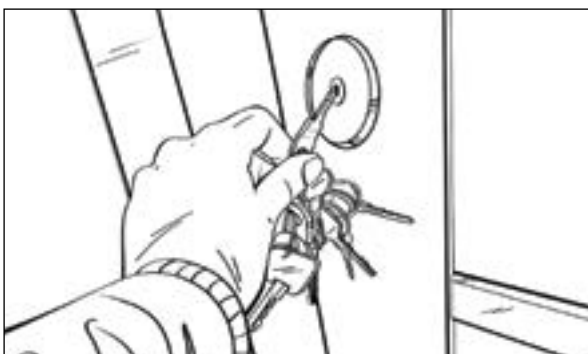
A number of trends are changing the spectrum of home security among urban dwellers today. This is happening as a result of common challenges that orbit around the conventional lock-and-key mechanism.

And so, we would like to know...?



**“Have you literally pulled your hair out when you are stranded outside the house with a forgotten key hanging indoors?”**

You would be lucky if a friendly neighbour keeps a spare key to your house and lets you in. But wouldn't it be ideal if the access to your home depended entirely on you than on a tangible key?



**“Have you ever struggled to enter your home late at night in a pitch dark corridor, stressing to get your key into the key-hole?”**

You would be lucky if your eyes had special powers to illuminate your surroundings. But wouldn't it be ideal if your door lock had the power to enable access to the home even when the lights go off?



**“Have you compromised on that afternoon siesta just to keep a check on your energetic and curious child from wandering out of the house unnoticed?”**

You would be lucky if he preferred reading a book over playing in the mud outside. But wouldn't it be ideal if you could be instantly warned when your child so much as grabs the main door handle so that you can stop him before he runs off?



**“Have you sat at a Police Station for hours trying to locate the burglar who broke into your house and stole your prized possessions?”**

We sure hope this has never happened to you. But wouldn't it be ideal if you leave no chance for such a situation to arise with a fully secured lock setting that not only prevents a break-in but also tells you who tried to break in?

Häfele introduces a new perspective to home security with its integrated range of Digital Home Security Solutions. With this range we bring to you the most advanced technologies in digital access modes, safety features, convenient settings and much more; attempting to provoke a serious thought towards home security. These solutions from Häfele can allow you to control multi-dimensional aspects of home access through a single locking device, as per your specific lifestyle and at the leisure of your convenience. So it's time to move to a smarter way of life - **it's time to “REinvent Access”!**

# Access modes

Access modes are functions that allow you to unlock the door. Through this range, Häfele offers the latest techniques to access your home at the convenience of your finger-tips, and we mean that literally!



**Face Recognition Access:**

Face Recognition adds the fourth dimension to digital door security where the access to a home is enabled by just a scan of the face. We bring to you the most premium technology in face recognition through the Häfele RE-Veal Lock – where the facial scan is done for over 170 points on the face making it a highly precise and secured method to recognize an individual's identity.



**Finger Print Access:**

Finger print access allows you to unlock a door when a recorded finger print matches the scanned finger print. You can leave behind the hassles of carrying a key around because you are now the key to unlocking your home!



**Capacitive Finger Print Scan:**

Häfele's RE-Split, RE-Inforce, RE-Twist, RE-Push, RE-Inspire, RE-AI and RE-Design+ digital locks use the capacitive finger print scan technology which is more responsive to any object and reacts with more accuracy.



**Scheduled Password: SILK ID Finger Print Scan:**

Häfele's RE-Veal digital lock comes with the FBI approved SILK ID scan which can detect a finger print irrespective of your finger being dry, oily or wet.



**Key-pad Or Password Access:**

A key-pad access allows you to unlock a door by keying in a unique numeric access code (or password) using a digital or mechanical number key-pad. You can now happily forget your key in your house, knowing well enough that your memory will aid you with the access code to your home!



**RFID (Radio-frequency Identification) Access:**

RFID access allows you to unlock the door by showing the RFID keycard to the lock; the lock recognizes the unique code embedded in the keycard through a radio frequency and unlatches the door. With Häfele's reliable and innovative Mifare contactless technology, you can even configure the access code within your existing Mifare enabled credit card so that you don't need to carry an additional keycard!



**Mechanical Key Access:**

All Häfele Digital Locks come with a set of mechanical keys for emergency access situations like technology failures or battery discharges. Our mechanical keys come with a computerized cross design for additional security; the duplication of which is close to impossible.



**Remote Control Access:**

To bring in the added convenience of managing your home access even from a distance, Häfele offers you the option to pair RE-AI from the Digital Locks Range to a remote-control infrared device; your door can then be unlocked with a single click from any distance within 10 meters of the lock. Now you need not walk all the way to your main door to let an expected guest into your home!



**Built-in Bluetooth Key:**

To provide an extra level of functionality from a distance, selective digital lock models from this range come with a built-in Bluetooth feature that allows you to configure and operate the lock via a mobile application within a radius of 10 meters. Different kinds of passwords can also be generated using the application based on the desired type of entry to be used to unlock the lock. The RE-Mote digital lock allows the admin, who might be at a distance from the lock to grant access to someone who is in proximity to the lock.



**Built-in Wi-Fi Key:**

To enable you to operate your digital lock from anywhere, regardless of the distance, RE-Inforce and RE-Twist from Häfele's Digital Locks Range come equipped with Wi-Fi technology. You can configure and operate / access your lock from anywhere as long as your lock is connected to the internet via Wi-Fi. You can also set different types of passwords for guests arriving at your place based on the duration and type of stay.

# Access rights



## First Registered Admin Rights for the 'Family Alpha':

As the 'First Registered Admin' user you can add a new admin and modify or delete the rights of an existing admin as well as user's guest access rights. You can also reset the lock, get into the settings and check the logs, modify rights of the admin, perform data query, access advanced options, upload user data and update the firmware.



## Admin Rights for the 'Next in Command':

As the 'Admin' user you can add, modify or delete a new user or access rights of admin, of a user or that of a guest. But you will not be able to delete the first registered admin, modify rights of the first registered admin, perform data query, access advanced options, upload user data and update the firmware.



## User Rights for the 'Regulars':

With 'User Rights' you will be given a pre-set unique password to allow you to access the home at any point of time.



## Guest Rights for the 'Seldom visitors':

You can set a one-time-password or temporary password for visiting guests to allow them into your homes – very handy when your guests arrive before you or want to use your home for a few days while you are away on a vacation!

# Alarms

Häfele Digital Locks can indicate the following events through different alarm features



## Low Battery Alarm:

Sets off in case the battery of the lock is very low or nearing discharge.



## Door not Locked Alarm:

Sets off in case the deadbolt is not properly engaged and the door remains unlocked.



## High Temperature Alarm:

Sets off in case of a fire or any other event where the inside room temperature touches or exceeds 70°C (the alarm can be deactivated either by removing the battery or by waiting till the room temperature falls below 70°C).



## Intrusion:

Sets off in case an intruder tries to forcibly break the lock to enter your home.



## Lasting Battery Life:

Häfele's Digital Locks come with long duration AA batteries which have been tested to run on an average of 3000 opening-closing cycles (approximately 3 months). Our Face Recognition Lock, RE-Veal, comes with rechargeable lithium batteries which have been tested to run on an average of 8000 opening-closing cycles (approximately 1 year) when fully charged. RE-Twist and RE-Split comes with rechargeable lithium batteries for 3000 opening-closing cycles (approximately 4-6 months).

# Locking modes

Every locking device has two principal functions - closing the door through a latch and locking the door through a deadbolt. Häfele's new range of digital door security systems bring to you additional security through a host of locking modes as well as different access rights for different types of users:

**Auto Locking Mode:**

On choosing the auto-lock mode, the door gets locked automatically 2 seconds after it closes; you don't have to manually rotate the lock deadbolt to lock the door. The auto locking operation is either enabled through a magnetic sensor technology that pulls out the deadbolt once the door closes or alternately, through a simple technology where a trigger is sent to the deadbolt when the auxiliary latch presses against the strike plate.



**Manual Locking Mode:**

This mode can be enabled for doors that are positioned in areas which have high movement traffic; for e.g. a corridor door between your living room and bedrooms or typically a door in your office or boutique shops. In the manual locking mode, the user has to physically lock the door by touching the front panel / fingerprint scanner when required. The manual locking mode is also an ideal back-up in emergency situations like technology failure or when the battery discharges. In Häfele's RE-Veal lock, manual locking mode can be activated by turning the lever handle in the upward direction.



**Privacy Locking Mode:**

Enables locking the door from the inside by pressing a safety button on the rear lock body and is used to restrict access into your home. The only way a person can enter your home from the outside, in such a situation, is by using the mechanical key or master password.



**Defense Locking Mode:**

The Defense Mode can be enabled from the outside by pressing a button on the front lock body and is used to notify if someone is trying to leave the house. A typical situation when you could use the Defense Mode is when your partner activates this mode while leaving the house and you want to take a nap yet ensure that during this time your child doesn't leave the house without your supervision. In such a case the moment your child presses the lever handle to open the door, an alarm sets off informing you that someone is trying to leave the house without your permission.



**Passage Locking Mode:**

This feature in RE-Inforce and RE-Split enables access into the home without the need of any authentication or key. Useful in case of home gatherings or parties where the door is accessed from outside and inside repeatedly. The door can be opened from the outside even if the door is locked from the inside (except in privacy mode in RE-Inforce) by pulling the lever down.



# Operational features

These basic operational features will complete the holistic solutions proposition of Häfele's new range of digital door security systems

**Panic Exit:**

In case of emergencies, you can exit your homes by simply pressing the lever handle on the lock irrespective of the locking mode that has been activated.



**Non-handed Operation:**

All the locks under Häfele's new range are non-handed; this means that they are compatible for DIN-left or DIN-right applications as per the choice of the user.



**Audit Trails:**

Häfele's Digital Locks allow you to retrieve a detailed log of the number of entries into your home, number of exits from your home as well as the date and time of these movements.



**Jump Start:**

Häfele's Digital Locks allow you to re-operate the lock from outside in-case if the battery is depleted. This feature can be used by using a 9V battery or a portable power bank with the front panel.





# Smart technologies

Through this new range of digital door security systems, Häfele introduces some smart technologies that will enhance convenience, allow ease-of-use and bring in more security in the daily operations of your Digital Lock.

## Smart Password:

The smart password technology allows you to hide your numeric password between random numbers. Let's assume that your password is 12345678; the Smart Password function allows you to hide this password before, after or in between other random digits, for example: 9876123456784901. The password can be set up to 8 or 12 digits while the random cushioning numbers can be included up to 30 digits. This function is particularly helpful when you don't want to reveal your password to a person standing next to you while you are accessing your home.



## Smart Voice:

Every Digital Lock from Häfele talks to you during the instances at which you engage with the lock. These interactive engagements could include step-by-step voice guidance by the lock while adding a user, setting a password or enabling a function/mode; or simple voice notifications from the lock about the various operative modes or incorrect usage of the lock.



## Smart Etiquettes:

Since every digital lock from Häfele talks to you, it is pertinent to have the right etiquettes to adjust the volume of the lock voice. This technology allows you to seamlessly adjust the voice volume or put it on mute, especially when you are entering your home in the wee hours of morning ensuring that your neighbours are not jolted out of their sleep by your talking lock.



## Smart Security:

With the different access modes available in the Häfele Digital Locks, you can enable additional security by combining two access authentications; for example, in case of a new house-help who is yet to earn your trust, it could be unsafe to just give her a numeric password access as you could be in danger of her sharing this password with an ally. In such situations adding a face-recognition access as the second authentication can ensure that the person entering your home is not an unwanted stranger.



## Smart Freeze:

The Häfele Digital Locks have a narrow tolerance for incorrect entries of access by way of a wrong password or unfamiliar fingerprint – 5 to 10 wrong entries result in a lock-freeze for up to 5 minutes. This feature reduces the possibilities of unwanted intrusion.



## Smart Intruder Capture:

RE-Veal, the face recognition lock by Häfele, not only enables the highest level of security for your home but also tells you if someone tried to disrupt this security. Its Smart Intruder Capture technology records the face of any unregistered user who has tried to break into your home. The lock can pull out up to 10 such images in case you want to do an instant check.



## Smart Night Vision:

A feature unique to Häfele's RE-Veal Face Recognition Lock, Smart Night Vision uses infrared technology to recognize a visitor's face even in pitch darkness. This feature comes most handy when you or your guests are trying to access your home in the dense hours of night when the overall lighting in your building corridors is dimmed out or completely turned off.



## Smart Video Phone / Smart Visual Speech:

The lock can be paired to an existing Video Door Phone using a simple radio frequency unit. Once connected, your Video Door Phone and Digital Lock work seamlessly together as one gadget allowing you the benefits of interacting with a visitor at your doorstep while also enabling you to unlock the door to him through the key button on your video door phone; another feather of convenience to manage your door security system from a remote location.



## Smart Access:

Allows an outsider to enter the property without a password. All that the person needs to do is press the 9 key followed by the # key - once he / she does this, an access request flashes on the administrator's mobile phone and the admin can then provide access. Furthermore, in RE-Twist if the visitor presses the doorbell key, the admin will receive a request for opening the door through his / her mobile application.



## Smart Mobile App Configuration:

Lets you configure and set-up the lock via the Häfele Smart Mobile Applications.



# Password types

With Häfele's Digital Locks, you can set multiple access possibilities for yourself as well as your visitors through different password configurations



**Permanent Password:**

The permanent password is used by the Admin User – which is you, the owner of the house - for regular access to your homes. Once set, this type of password remains active until the next time the Admin user changes or resets. The Permanent Password should ideally not be shared with any other visitor as this may lead to possible leaks in your day-to-day home security. This is why RE-Mote, RE-Design+, RE-Split, RE-Inforce, RE-Twist, RE-Inspire, RE-Push allow you other password settings for different types of visitors, as mentioned below.



**One Time Password:**

Häfele's RE-Mote Digital Lock, via the Häfele Access App, enables you to generate a one-time password (OTP), for guests, which is valid for a single entry visit only. Hence if a guest enters your home using the OTP, they will not be able to re-enter using the same password. A typical situation where you would need to generate this type of password would be if you have called your electrician to check your home wiring while you are at work then a single entry only passcode would suffice.



**Period Password:**

Generated to give access to visiting guests who may want to use your property for a few hours or days with multiple entries and exits.



**Scheduled Password:**

Set for visitors who follow a definite pattern while visiting the property, for e.g., domestic or cleaning staff who visit every day at a scheduled hour.



**Bluetooth Key Sharing:**

In this access sharing system, the Häfele Access App allows you to send a link via any messaging service to the person who wants to use your property. This typically helps in cases of secondary property management where you may have listed your property as a holiday home on house rental portals etc. The link invites the person to download the Häfele Access App after which he / she can use the app to lock and unlock your property for a time period set by you.



**Dynamic Password:**

Remains valid for a brief period of time, i.e. 5 minutes, and allows multiple entries and exits within the 5 minutes period. Generated mainly for one-time visitors like delivery agents, postman etc.

# RE-Push






























Because your home security should be effortless yet chic!

**Elegant design, optimum functionality, and effortless operation in one solution:**

Effectively integrating smart ergonomics and technology, Häfele's RE-Push Digital Lock cuts a sharp figure, packed in a sleek and elegant design and offers a multitude of features that enhance your home security exponentially. The key principle behind RE-Push is its convenient operation; whether it be in terms of the easily held elevated handle to open the door with a flourish or about managing and controlling the lock via the mobile application. For a fool-proof safety, the lock comes with four additional access modes – Keypad, RFID, Capacitive Fingerprint and Mechanical Key.



## MNEMONIC GUIDE: RE-Push

<b>ACCESS MODES:</b>	 Capacitive Fingerprint (Up to 100 unique accesses)	
	 Key-pad or Password (1 master access, up to 9 unique accesses)	
	 RFID (Up to 100 unique accesses)	
	 Mechanical Key (2 user keys)	
	 Built-in Bluetooth Key (Mobile application access)	
<b>LOCKING MODES:</b>	 Auto Locking	 Manual Locking
	 Privacy Locking	 Defence Locking
	-----	
	<b>TYPES OF PASSWORD:</b>	
 Permanent	 Period	
 Scheduled		
<b>USER ACCESS RIGHTS:</b>	-----	
	 Admin	 User
	 Guest	
<b>SMART TECHNOLOGIES:</b>	-----	
	 Smart Password	 Smart Voice
	 Smart Etiquettes	 Smart Freeze
<b>OPERATIONAL FEATURES:</b>	-----	
	 Panic Exit	 Non-handed Operation
	 Audit Trails (Up to 30,000 records can be stored)	
<b>ALARMS:</b>	-----	
	 Low Battery	 Intrusion
	 High Temperature	 Door not locked
<b>BATTERY:</b>	-----	
	 AA ( 8 Batteries)	 Micro USB for Emergency
<b>DOOR THICKNESS:</b>	-----	
	38-60 mm, 60-90 mm*, 90-120 mm*	

\*Special order

# RE-Inspire

Because simplicity is the ultimate sophistication!

**Stylish, Strong Design Combined with Innovative Technology:** Characterized by soft and minimalist lines, Häfele's RE-Inspire digital lock makes achieving 100% reliable security as easy as breathing. The primary access modes – Key-pad, RFID, and Fingerprint – are complemented by the smart Bluetooth enabled access functionality (via the Häfele Smart Lock mobile application). You can choose and pick the level of security you desire by using one or multiple modes to keep your home and your loved ones safe. Encased in rich Copper and Black finishes, RE-Inspire compounds safety and aesthetics simultaneously.
































Black

Black and Copper

EN CERTIFIED

## MNEMONIC GUIDE: RE-Inspire


<b>ACCESS MODES:</b>	 Capacitive Fingerprint (Up to 100 unique accesses)		
	 Key-pad or Password (1 master access, up to 9 unique accesses)		
	 RFID (Up to 100 unique accesses)		
	 Mechanical Key (2 user keys)		
	 Built-in Bluetooth Key (Mobile application access)		
<b>LOCKING MODES:</b>	 Auto Locking	 Manual Locking	
	 Privacy Locking	 Defence Locking	
	<b>TYPES OF PASSWORD:</b>	 Permanent	 Period
		 Scheduled	
<b>USER ACCESS RIGHTS:</b>	 Admin	 User	
	 Guest		
<b>SMART TECHNOLOGIES:</b>	 Smart Password	 Smart Voice	
	 Smart Etiquettes	 Smart Freeze	
<b>OPERATIONAL FEATURES:</b>	 Panic Exit	 Non-handed Operation	
	 Audit Trails (Up to 30,000 records can be stored)		
<b>ALARMS:</b>	 Low Battery	 Intrusion	
	 High Temperature	 Door not locked	
<b>BATTERY:</b>	 AA (8 Batteries)	 Micro USB for Emergency	
<b>DOOR THICKNESS:</b>	 38-60mm, 60-90 mm*, 90-120 mm*		

\*Special order

# RE-Twist






Because your door requires a comprehensive security solution!

**Feature-loaded, Contemporary Design:** Häfele's RE-Twist Digital Lock with its sinuous design, that encapsulates extensive features, provides an attractive highlight to your door aesthetics. Laden with smart security elements such as auto-locking and manual safety locking which can be accessed from the interiors, RE-Twist ensures utmost safety. It also includes the functionality of a door-bell within the lock body – thereby eliminating the need of installing a separate door-bell module. Additionally, it comes with multiple access modes making door operations effortless and adaptable.



## MNEMONIC GUIDE: RE-Twist

### ACCESS MODES:

-  Capacitive Fingerprint (Up to 100 unique accesses)
-  Key-pad or Password (Up to 100 unique accesses)
-  RFID (Up to 100 unique accesses)
-  Mechanical Key (2 user keys)
-  Built-in Wi-Fi Key (Mobile application access)

### LOCKING MODES:

-  Auto Locking
-  Privacy Locking





### TYPES OF PASSWORD:

-  Permanent
-  Period
-  Dynamic

### USER ACCESS RIGHTS:

-  Admin
-  User
-  Guest

### SMART TECHNOLOGIES:

-  Smart Password
-  Smart Voice
-  Smart Access
-  Smart Freeze

### OPERATIONAL FEATURES:

-  Panic Exit
-  Non-handed Operation
-  Audit Trails (Up to 30,000 records can be stored)


### ALARMS:

-  Low Battery
-  Intrusion

### BATTERY:

-  8.4V Rechargeable Lithium Battery
-  Micro USB for Emergency


### DOOR THICKNESS:

-  35-110 mm




























# RE-Inforce

Because the combination of flawless features and harmonious aesthetics is hard to find and even harder to ignore!

**Classic Design, Multiple Access Modes:** RE-Inforce security with this sleek all-in-one digital lock. With multiple access options and a flushed body that appears as if it is forged out of black glass, this lock provides superior functionality and sophisticated aesthetics. Easy to use and set-up (with an option of operating via the Häfele Smart Living App), the lock provides access through fingerprint, RFID card, password and via the mobile application. Delivering high security, the lock safeguards the door within 3 seconds of closing it and offers a robust deadbolt connection ensuring utmost safety.




## MNEMONIC GUIDE: RE-Inforce

<b>ACCESS MODES:</b>	<ul style="list-style-type: none"> <li> Capacitive Fingerprint (Up to 100 unique accesses)</li> <li> Key-pad or Password (Up to 100 unique accesses)</li> <li> RFID (Up to 100 unique accesses)</li> <li> Mechanical Key (2 user keys)</li> <li> Built-in Wi-Fi Key (Mobile application access)</li> </ul>
<b>LOCKING MODES:</b>	<ul style="list-style-type: none"> <li> Auto Locking</li> <li> Privacy Locking</li> <li> Passage Locking</li> </ul>
<b>TYPES OF PASSWORD:</b>	<ul style="list-style-type: none"> <li> Permanent</li> <li> Dynamic</li> <li> Period</li> </ul>
<b>USER ACCESS RIGHTS:</b>	<ul style="list-style-type: none"> <li> Admin</li> <li> Guest</li> <li> User (Up to 100 users)</li> </ul>
<b>SMART TECHNOLOGIES:</b>	<ul style="list-style-type: none"> <li> Smart Password</li> <li> Smart Access</li> <li> Smart Voice</li> <li> Smart Freeze</li> </ul>
<b>OPERATIONAL FEATURES:</b>	<ul style="list-style-type: none"> <li> Panic Exit</li> <li> Audit Trails (Up to 30,000 records can be stored)</li> <li> Non-handed Operation</li> </ul>
<b>ALARMS:</b>	<ul style="list-style-type: none"> <li> Low Battery</li> <li> Intrusion</li> </ul>
<b>BATTERY:</b>	<ul style="list-style-type: none"> <li> AA (4 Batteries)</li> <li> Micro USB for Emergency</li> </ul>
<b>DOOR THICKNESS:</b>	<ul style="list-style-type: none"> <li> 35-110 mm</li> </ul>
<b>FINISH:</b>	<ul style="list-style-type: none"> <li> Matt Black</li> </ul>





# RE-Split

Because big things (or should we say technology) often comes in small packages!

**Advanced Functionality, Minimalist Aesthetics:** RE-Split successfully unites the functionalities of the lock and lever handle into one body, enhancing the door design with sleek aesthetics. This lock provides access via multiple modes - password, fingerprint and built-in Bluetooth key and is suitable for installation on internal and external doors across various settings. RE-Split hits the mark at capturing technological advancements that move towards providing more compact solutions packed with contemporary features. Furthermore, this lock can be operated as well as managed via the 'Häfele Smart Living' mobile application. It works on the Bluetooth Technology and allows you to set multiple access possibilities for yourself as well as your visitors through different password configurations on your mobile device.




## MNEMONIC GUIDE: RE-Split

<b>ACCESS MODES:</b>	 Capacitive Fingerprint (Up to 40 unique accesses)	
	 Key-pad or Password (Up to 40 unique accesses)	
	 Mechanical Key (2 user keys)	
	 Built-in Bluetooth Key (Mobile application access)	
<b>LOCKING MODES:</b>	 Auto Locking	 Passage Locking
<b>TYPES OF PASSWORD:</b>	 Permanent	 Period
	 Dynamic	 Temporary
<b>USER ACCESS RIGHTS:</b>	 Admin	 User (Up to 100 users)
	 Guest	
<b>SMART TECHNOLOGIES:</b>	 Smart Freeze	 Smart Voice
	 Smart Mobile App Configuration	
<b>OPERATIONAL FEATURES:</b>	 Panic Exit	 Non-handed Operation
	 Audit Trails (Up to 30,000 records can be stored)	
<b>ALARMS:</b>	 Low Battery	 Intrusion
<b>BATTERY:</b>	 3.7V Rechargeable Lithium Battery	 Micro USB for Emergency
<b>DOOR THICKNESS:</b>	 30-110 mm	
<b>FINISH:</b>	 Matt Black	





# RE-Mote

Because you need a smarter way of managing home access; anytime, anywhere!





**Smarter Security with Remote Access:** It's time your digital door security system gets used to your busy lifestyle. With Häfele's latest Digital Door Lock – RE-Mote – this is now a happy possibility. True to its name, this lock allows you to manage your home access and monitor security remotely; anytime, anywhere. The beauty of Häfele's RE-Mote Digital lock is that it works on an offline system with no integration to the web; thereby securing all your data and passwords from getting hacked. RE-Mote works on the Bluetooth Technology and can be managed with the user-friendly 'Häfele Access' mobile application. You can set multiple access possibilities for yourself as well as your visitors through different password configurations.








## MNEMONIC GUIDE: RE-Mote

- ACCESS MODES:**
  -  Key-pad or Password (Up to 100 unique accesses)
  -  RFID (Up to 100 unique accesses)
  -  Mechanical Key (Up to 2 keys)
  -  Built-in Bluetooth Key




---

- LOCKING MODES:**
  -  Auto Locking
  -  Manual Locking
  -  Privacy Locking
  -  Defence Locking





---

- TYPES OF PASSWORD:**
  -  OTP Password
  -  Bluetooth Key Sharing
  -  Period Password
  -  Schedule Password
  -  Permanent Password




---

- USER ACCESS RIGHTS:**
  -  User
  -  Admin
  -  Guest





---

- SMART TECHNOLOGIES:**
  -  Smart Password
  -  Smart Voice
  -  Smart Etiquettes
  -  Smart Freeze



---

- OPERATIONAL FEATURES:**
  -  Panic Exit
  -  Non-handed Operation
  -  Audit Trails (Up to 30,000 records can be stored)


---

- ALARMS:**
  -  Low Battery
  -  Door not Locked
  -  High Temperature
  -  Break-in

---

- BATTERY:**
  -  AA (8 batteries)
  -  Jump start (9V)

---


- DOOR THICKNESS:**
  -  40-90 mm


























# RE-Design+

Because your main doors deserve the best of both – top notch security and elegant design

**Sleek and Smart Security:** Häfele launches yet another digital lock to its range of Digital Door Security Solutions. The new RE-Design+ Digital Rim Lock from Häfele comes in a handy, sleek and elegant design that fits perfectly onto your wooden main doors, adding an aesthetic edge to its overall look. This new lock combines four access modes – Keypad, RFID, Fingerprint and Bluetooth access– making it a fool-proof security choice for your home. The embedded Bluetooth technology has made it more convenient to operate and configure the lock using the Häfele Smart Lock mobile application. The lock’s contemporary design and slim cuts make it an ideal match for any modern looking door handle that you might want to adorn on your main doors. It is indeed rare to see a powerful combination of beautiful aesthetics and formidable security in one lock; RE-Design+ from Häfele brings this to reality.



## MNEMONIC GUIDE: RE-Design+

<b>ACCESS MODES:</b>	 Capacitive Fingerprint (Up to 100 unique accesses)	
	 Key-pad or Password (1 master access, up to 9 unique user access)	
	 RFID (Up to 100 unique accesses)	
	 Built-in Bluetooth Key	
<b>LOCKING MODES:</b>	 Auto Locking	 Manual Locking
	 Privacy Locking	 Defence Locking
	-----	
	<b>USER ACCESS RIGHTS:</b>	 User
	 Guest	
<b>SMART TECHNOLOGIES:</b>	 Smart Password	 Smart Voice
	 Smart Etiquettes	 Smart Freeze
	-----	
<b>OPERATIONAL FEATURES:</b>	 Non-handed Operation	 Audit Trails (Up to 30,000 records can be stored)
	-----	
<b>ALARMS:</b>	 Low Battery	 Break-in
	 High Temperature	
<b>BATTERY:</b>	 AA (4 batteries)	 Jump start (Power Bank 5V/Battery 9V)
	-----	
<b>DOOR THICKNESS:</b>	 30-50 mm	
<b>FINISH:</b>	-----	
	 Black & Chrome	



# RE-Tro

Because your office cabins also deserve the same digital security as your homes!





**Unquestionable security for Glass Door Applications:** The RE-Tro Digital Lock from Häfele comes in a unique and elegant design ideally suited for glass door applications. The beauty of the RE-Tro lock is that it demands absolutely no pre-work on the glass door like creating tedious cut-outs or fixing grooves – the lock can be simply mounted onto an existing glass door through a retro fixing mechanism; easy plug-and-play. RE-Tro combines two access modes – Keypad and RFID – making it a highly secure option for office cabins or other such areas that need limited or exclusive access.





## MNEMONIC GUIDE: RE-Tro

- ACCESS MODES:**
  -  Key-pad or Password (Up to 3 unique accesses)
  -  RFID (Up to 100 unique accesses)





---

- LOCKING MODES:**
  -  Auto Locking
  -  Manual Locking
  -  Privacy Locking
  -  Defence Locking



---

- USER ACCESS RIGHTS:**
  -  Admin
  -  User





---

- SMART TECHNOLOGIES:**
  -  Smart Password
  -  Smart Voice
  -  Smart Etiquettes
  -  Smart Freeze



---

- OPERATIONAL FEATURES:**
  -  Non-handed Operation
  -  Panic Exit


---

- ALARMS:**
  -  Low Battery
  -  Door not Locked
  -  High Temperature
  -  Break-in


---

- BATTERY:**
  -  AA (4 batteries)
  -  Jump start (9V)

---

- DOOR THICKNESS:**
  -  10-12 mm

---

- FINISH:**
  -  Black & Chrome


























# RE-Veal

Because you need the highest form of security!

**Smile for Security:** Häfele's RE-Veal Digital Lock carefully scrutinizes every individual need that you may have from your home security system and presents itself as the ideal answer for all those needs. This fully-loaded face-recognition lock comes with the highest standards of technology that reads over 170 points on the user's face – this means that it is highly sensitive to even the flinch of a nerve on your face and will only allow access if you exactly emulate the expression that was pre-set as your access recognition. With 5 different access modes – Face Recognition, Finger Print, Key Pad, RFID and Mechanical Key – Häfele's RE-Veal Digital Lock is the authority in home security and access planning.



## MNEMONIC GUIDE: RE-Veal

<b>ACCESS MODES:</b>	 Silk ID Fingerprint (Up to 100 unique accesses)	
	 Key-pad or Password (Up to 100 unique accesses)	
	 RFID (Up to 100 unique accesses)	
	 Mechanical Key (4 user keys, 1 construction key)	
	 Face Recognition (Up to 100 unique accesses)	
<b>LOCKING MODES:</b>	 Privacy Locking	 Manual Locking
	-----	
<b>USER ACCESS RIGHTS:</b>	 Admin	 User (upto 100 users)
	-----	
<b>SMART TECHNOLOGIES:</b>	 Smart Password	 Smart Voice
	 Smart Etiquettes	 Smart Security
	 Smart Freeze	 Smart Night Vision
	 Smart Intruder (upto 10 photos)	
	-----	
<b>OPERATIONAL FEATURES:</b>	 Panic Exit	 Non-handed Operation
	 Audit Trails (Up to 30,000 records can be stored)	
<b>ALARMS:</b>	 Low Battery	 Break-in
	 High Temperature	
<b>BATTERY:</b>	 Lithium (8,000 cycles, once fully charged)	 Jump start (9V)
	-----	
<b>DOOR THICKNESS:</b>	 40-50 mm, 50-65 mm, 65-90 mm*, 90-100 mm*	

\*Special order
























# RE-AI

Because you need a better security solution...

**Smarter Security; Specified Access:** It's time your digital door security system gets a promotion with Häfele's RE-AI Digital Door Lock. True to its name, this lock addresses the 'real' needs of holistic home security through its feature-rich proposition. With 4 different access modes – Finger Print, Key Pad, RFID and Mechanical Key – Häfele's RE-AI Digital Lock brings you optimum security and more choices. You can also club two access modes for 'smarter security' and 'specified access' to your home. Even though your priorities bend towards features and functionality, you cannot miss the handy design and user-friendly interface of this model.



## MNEMONIC GUIDE: RE-AI

<b>ACCESS MODES:</b>	 Capacitive Fingerprint (upto 100 unique accesses)	
	 Key-pad or Password (1 master access, upto 3 unique user accesses)	
	 RFID (upto 100 unique accesses)	
	 Mechanical Key (upto 2 keys)	
	 Remote Control Module (can be purchased separately)	
<b>LOCKING MODES:</b>	 Auto Locking	 Manual Locking
	 Privacy Locking	 Defense Locking
<b>USER ACCESS RIGHTS:</b>	 User	 Admin
	<b>SMART TECHNOLOGIES:</b>	 Smart Password
 Smart Etiquettes		 Smart Video Phone*
 Smart Freeze		
<b>OPERATIONAL FEATURES:</b>	 Panic Exit	 Non-handed Operation
	<b>ALARMS:</b>	 Low Battery
 High Temperature		 Break-in
<b>BATTERY:</b>	 AA (3,000 cycles - 8 batteries)	 Jump start (9V)
	<b>DOOR THICKNESS:</b>	 40-50 mm, 50-110 mm*



\*Special order

**Ordering Information**




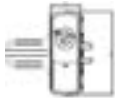
## Digital Locks Range

Article No.	Images	Product Name	Description
912.20.489		RE-Push	RE-Push: Digital Lock with Fingerprint, Key-pad or Password, RFID, Mechanical Key, Built-in-Bluetooth Key Finish: Black Standard Door Thickness: 38-60mm Special Door Thickness: 60-90 mm, 90-120 mm (to be ordered separately)
912.20.487		RE-Inspire	RE-Inspire: Digital Lock with Fingerprint, Key-pad or Password, RFID, Mechanical Key, Built-in-Bluetooth Key Finish: Black Standard Door Thickness: 38-60mm Special Door Thickness: 60-90 mm, 90-120 mm (to be ordered separately)
912.20.488		RE-Inspire	RE-Inspire: Digital Lock with Fingerprint, Key-pad or Password, RFID, Mechanical Key, Built-in-Bluetooth Key Finish: Black and Copper Standard Door Thickness: 38-60mm Special Door Thickness: 60-90 mm, 90-120 mm (to be ordered separately)
912.20.483		RE-Twist	RE-Twist: Digital Lock with Fingerprint, Key-pad or Password, RFID, Mechanical Key, Built-in-WiFi Key Finish: Black and Copper Standard Door Thickness: 35-110 mm
912.20.481		RE-Inforce	RE-Inforce: Digital Lock with Fingerprint, Key-pad or Password, RFID, Mechanical Key, Built-in-WiFi Key Finish: Matt Black Standard Door Thickness: 35-110mm
912.20.467		RE-Split	RE-Split: Digital Lock with Fingerprint, Key-pad or Password, RFID, Mechanical Key, Built-in-Bluetooth Key Finish: Black and Copper Standard Door Thickness: 30-110 mm

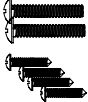
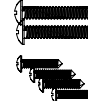


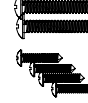
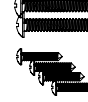

**Digital Locks Range**

Article No.	Images	Product Name	Description
912.20.485		RE-Mote	RE-Mote: Digital Lock with Key-pad or Password, RFID, Mechanical Key, Built-in-Bluetooth Key Finish: Black Standard Door Thickness: 40-90 mm
912.20.486		RE-Mote	RE-Mote: Digital Lock with Key-pad or Password, RFID, Mechanical Key, Built-in-Bluetooth Key Finish: Rose gold Standard Door Thickness: 40-90 mm
912.20.482		RE-Design+	RE-Design+: Digital Lock Capacitive Fingerprint, Key-pad or Password, RFID, Mechanical Key, Built-in-Bluetooth Key Finish: Black and Copper Standard Door Thickness: 30-50 mm
912.20.480		RE-Tro	RE-Tro: Digital Lock with Key-pad or Password, RFID Finish: Black and Chrome Standard Door Thickness: 10-12 mm
912.20.490		RE-Veal	RE-Veal: Digital Lock with Silk ID Fingerprint, Key-pad or Password, RFID, Mechanical Key, Built-in-Bluetooth Key, Face Recognition Finish: Black Standard Door Thickness: 35-50 mm, 50-65 mm, Special Door Thickness: 65-90 mm, 90-100 mm (to be ordered separately)
912.20.484		RE-AI	RE-AI: Digital Lock with Capacitive Fingerprint, Key-pad or Password, RFID, Mechanical Key, Remote Control Module Finish: Black Standard Door Thickness: 40-50 mm, Special Door Thickness: 50-110 mm (to be ordered separately)

## Accessories

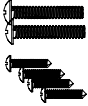
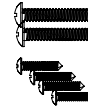
Article No.	Images	Product Name	Description
901.79.584		Spica Lever Handle	Rose and Escutcheons Finish: Chrome polished UOM: PC
901.79.583		Rigel Lever Handle	Rose and Escutcheons, Black horizontal strip on lever handle Finish: Chrome polished UOM: PC
912.05.780		RFID Card	Hafele Smart RFID Card UOM: PC
912.06.394		RE-Tro	RE-Tro Glass Door Clamp Accessory (strike box for adjacent fixed glass) Standard Door Thickness: 10-12 mm UOM: PC

## Screw Set

Article No.	Images	Product Name	Description
917.82.360		Special Door Thickness Screw Set	RE-Veal Screw Set for Door Thickness from 40-50 mm
917.82.361		Special Door Thickness Screw Set	RE-Veal Screw Set for Door Thickness from 50-65 mm
917.82.362		Special Door Thickness Screw Set	RE-Veal Screw Set for Door Thickness from 65-90 mm
917.82.363		Special Door Thickness Screw Set	RE-Veal Screw Set for Door Thickness from 90-100 mm
917.05.779		Special Door Thickness Screw Set	RE-AI Screw Set for Door Thickness from 50-110 mm
912.20.833		Special Door Thickness Screw Set	RE-Push Screw Set for Door Thickness from 60-90 mm
912.20.832		Special Door Thickness Screw Set	RE-Push Screw Set for Door Thickness from 90-120 mm



**Screw Set**

Article No.	Images	Product Name	Description
912.20.831		Special Door Thickness Screw Set	RE-Inspire Screw Set for Door Thickness from 60-90 mm
912.20.830		Special Door Thickness Screw Set	RE-Inspire Screw Set for Door Thickness from 90-120 mm

**Mumbai Design Centre:**

Haji Moosa Patrawala Ind.(SOBO)  
Estate, Near Famous Studio,  
Mahalaxmi (West), Mumbai - 400 011  
Tel.: 022 6264 7100.

**Mumbai Design Centre:**

#2 Filix Building, Opp. Asian Paints,  
L.B.S. Marg, Bhandup (West),  
Mumbai - 400 078  
Tel.: 022 2596 9660/  
2596 9787/2594 7305

**New Delhi Office & Design Centre:**

D-89 , 1<sup>st</sup> Floor, Okhla Phase-I,  
New Delhi - 110 020  
Tel.: 011-66574999  
Fax: 011-41605482

**Bangalore Office & Design Centre:**

Incubex Nestavera Spaces Pvt Ltd,  
No:13, Langford Place, Langford Road,  
Shanti Nagar, Bangalore - 560 025  
Tel.: 080 4132 6116  
Fax: 080 4132 6226

**Bangalore****Hafele Appliances Gallery:**

No. 2/1, Shiv Manor, Langford Road,  
Shantinagar, Bangalore - 560027  
Tel.: 080 - 4142 6336

**Sri Lanka:****Hafele Office and Design Centre:**

52, Nandana Gardens  
(On Duplication Road), Colombo 04.  
Tel: +94 112 500 501.  
Fax: 0094 112 500 553.

**Hafele Design Centre:**

448, Galle Road, Rawathawatta,  
Moratuwa, Sri Lanka.  
Tel.: +94 112 644 600.

**Hafele Design Centre:**

752, Peradeniya Rd,  
Kandy 2000, Sri Lanka.  
Tel.: +94 812 223 338

**Hyderabad Office & Design Centre:**

SJR Building - # 1-57/89/1 & 1-57/89/2  
Opp Allahabad Bank, Gachibowli,  
Hyderabad – 500032  
Tel.: 040 29557578 / 040 29557588

**Kolkata Design Centre:**

PS PACE, Premises No. 1/1A,  
Mahendra Roy Lane, Topsia,  
Kolkata - 700 046  
Tel.: 033 40086814 / 033 40089268  
Fax: 033 24988020

**Kolkata Office:**

Office No. 1001, PS Continental,  
10<sup>th</sup> Floor, 83/2/1 Topsia Road,  
Near Vishwakarma Building.  
South Kolkata - 700046  
Tel: 033-2285 0104 /  
033-2285 0105 / 033-2285 0106

**Chennai Office & Design Centre:**

1<sup>st</sup> Floor No.24, College Road,  
Nungambakkam, Chennai - 600 006  
Tel.: 044 - 4215 1542  
Fax: 044 2446 0922

**Bangladesh Office:**

2<sup>nd</sup> Floor, House - 181, Road - 2,  
Mohakhali DOHS, Dhaka - 1206.  
Tel.: 01844018431/ 01844018432/  
01844018433/ 01844018437.

**Bangladesh Design Center:**

House - 106, Road - 12,  
Block - E, Banani, Dhaka - 1213  
Tel.: 02-48810380-81

**Nepal:**

UHS Holdings Pvt. Ltd.  
Kathmandu-2, Gairidhara Chowk,  
Nepal.  
Mob.: +977 9802338800

**Pune Design Centre:**

Showroom No. 2, Ground Floor,  
F P no. 403, A/2, ICC Trade Tower,  
Senapati Bapat Marg,  
Shivaji Nagar, Pune -411016  
Tel.: 020 2563 3301  
Fax: 020 2563 3302

**Pune Office:**

Office No. 12, Vastushree Complex,  
Survey No.587,  
Near Hyde Park, Gultekdi,  
Market Yard, Pune - 411 037  
Tel.: 020 2426 6264  
Fax: 020 2426 6274

**Ahmedabad Office:**

Hafele India Pvt. Ltd., Office No. 302,  
3<sup>rd</sup> Floor, Shangrila Arcade, Near  
Shyamal Cross Road, Satellite,  
Ahmedabad - 380015  
Tel.: +91 79695 55505 / 8866220505

**Cochin Office:**

Jomer Symphony, 5<sup>th</sup> Floor, 48/1744  
C34, Chalikkavattom, North Ponnuruni,  
Vytila, Cochin- 682010

**Bhutan:****SMART HOMES**

Gr. Floor, Druk Building (Opp Helipad)  
Babesa -Thimpu Expressway, Thimpu  
Tel.: +975-2-333419  
Mob.: +975-77277615, 17839717,  
77114228,1760063,17669840



# HAFELE

**Mumbai Corporate Office:**

Office No. 3, Building "A", BETA,  
I Think Techno Campus, Off J.V.L.R,  
Opp. Kanjurmarg East, Mumbai – 400 042.  
Tel.: 022 6142 6100 • Fax: 022 6702 0531.

**For Enquiries SMS "HAFELE" to 56070**

Toll Free Customer Care: 1800 266 6667  
Customer Care WhatsApp: +91 97691 11122  
customercare@hafeleindia.com  
info@hafeleindia.com

Follow us on

